






## KL-8041-400 E

### Premium Wheel Bearing Package with Inserts



**Product information** EN  
 ⚠ Read and understand before use!



[www.gedore-automotive.com](http://www.gedore-automotive.com)

**GEDORE Automotive GmbH**  
 Breslauer Straße 41  
 78166 - Donaueschingen  
 Postfach 1329  
 78154 Donaueschingen - GERMANY  
 ☎ +49 (0) 771 / 8 32 23-0  
 ☎ +49 (0) 771 / 8 32 23-90  
 ✉ info.gam@gedore.com  
 🌐 gedore-automotive.com

**GEDORE TOOLS, INC.**  
 Only for USA, Canada & Mexico / Sólo para EE.UU., Canadá y México  
 Seulement pour les USA, le Canada et le Mexique  
 7187 Bryhawke Circle, Suite 700  
 North Charleston, SC 29418, USA

☎ +1-843 / 225 50 15  
 ☎ +1-843 / 225 50 20  
 ✉ info@gedoretools.com  
 🌐 gedore.com

Version 05/2023

KL-8041-400E (EN230405).indd

## PRODUCT DESCRIPTION

### KL-8041-400 E- Premium wheel bearing package with inserts

Universally suitable for **removing** wheel hub bearing units as well as wheel hubs and wheel bearings with a diameter of up to 250mm.

Universally suitable for **mounting** wheel hub bearing units as well as wheel hubs and wheel bearings with diameters of 72mm, 78mm, 82mm and 85mm, installed in, for example, VW, Audi, Seat, Skoda, Ford, Mazda, Volvo, and many more.

The - **KL-8041-400** premium wheel bearing package enables the quick, precise and safe removal and installation of wheel bearing units as well as of wheel hubs and wheel bearings. Even extremely stuck or rusty parts do not pose a problem for the powerful 17-ton hydraulic cylinder.

EN

## SAFETY INSTRUCTIONS AND REGULATIONS

- ✔ Read and observe the corresponding instructions **before using** the premium wheel bearing package (*see also chapter Instruction overview*), which is intended to familiarise you with the operation of the special tool for **safe use!**
- ✔ Use the special tool **as intended** and **always** carry out maintenance and repair work in compliance with the regulations on occupational safety and accident prevention as well as the vehicle manufacturer's instructions!
- ✔ **Before each use**, check the special tool **carefully** for damage, loose parts, or unauthorised modifications. **Never** use it if you notice any such deficiencies!
- ✔ **Before each use**, check the working threads on the special tool for dirt, if necessary clean and lubricate it **exclusively** with molybdenum disulphide paste. (for example, **GEDORE Automotive - KL-0014-0030**)
- ✔ **Always** wear your personal protective equipment (*such as safety goggles, protective gloves, safety shoes*) during work!
- ✔ Interrupt your work **immediately** if you are unsure about using the special tool, and contact **GEDORE Automotive GmbH if necessary**.
- ✔ Dispose of the special tool and its packaging material in an environmentally compatible way in accordance with the legal requirements. If necessary, ask your local authorities about environmentally friendly disposal options.

## SCOPE OF SUPPLY/OVERVIEW OF SINGLE COMPONENTS

### Scope of delivery A

Item	Part no.	Description	Qty.
1	KL-0041-3800 A	Wheel hub extractor (base unit)	1
2	KL-0040-2500	Hydraulic cylinder , 17t	1
3	KL-0040-2520	Adapter 3/8"NPT to 1/4"NPT	1
	KL-0215-322	Coupling half (cylinder side)	1
4	KL-0039-2192	Mounting adapter for quick-clamping nut , M20	1
5	KL-0041-3812	Clamping nut, Ø 30mm, M20	1
6	KL-0039-2120-2	Quick-clamping nut, M20	1
	KL-0214-2202	Spacer ring 30mm dia.	1
7	KL-0039-1506	Centring ring, Ø 60mm	1
<b>KL-4999-1315 - Foam insert</b>			



**Depending on the special tool and its use, the corresponding instructions must be consulted!**



EN

## Scope of delivery B

Item	Part no.	Description	Qty.
1	KL-0041-4608 D	Cover	1
	KL-0041-4607	Housing	1
	KL-0039-1674	Pressure/support sleeve, short, Ø 74 / 66mm	1
	KL-0039-1682	Pressure/support sleeve, short, Ø 82 / 74mm	1
2	KL-0041-4602	Guide bushing, Ø 26.3mm	1
3	KL-0041-4601	Guide bushing, Ø 29.5mm	1
4	KL-0039-1802	Centring sleeve, long, Ø 27.4mm	1
5	KL-0039-1803	Centring sleeve, long, Ø 29.7mm	1
6	KL-0039-1265	Thrust ring Ø 65mm	1
	KL-0039-1272	Thrust ring Ø 72mm	1
	KL-0039-1273	Thrust ring Ø 73mm	1
	KL-0039-1283	Thrust ring Ø 83mm	1
	KL-0039-1288	Thrust ring Ø 88mm	1
	KL-0039-1289	Thrust ring Ø 89mm	1
	KL-0039-1502	Thrust ring Ø 93mm	1
7	KL-0041-3931	Pressure screw, M14x1.5	5
8	KL-0041-4600 D	Pair of clamping jaws, Ø 78mm	1
9	KL-0041-4500 B	Pair of clamping jaws, 85mm dia.	1
10	KL-0041-4400 C	Pair of clamping jaws, 72mm dia.	1
<b>KL-4999-1317 A - Foam insert</b>			


## Scope of delivery C

Item	Part no.	Description	Qty.
1	KL-0039-1003	Mounting adapter for hydraulic cylinder	1
2	KL-0039-1002	Mounting adapter for clamping nut M20	1
3	KL-0040-3009	Clamping nut, M20	1
4	KL-0039-1920-1 A	Pull spindle, M20	1

These parts lie loose without an insert.



Depending on the special tool and its use, the corresponding instructions must be consulted!



EN



**COMPONENT OVERVIEW**

This overview shall make it easier to search for individual parts in the inserts and shows the corresponding **position** sorted numerically.

Part no.	Designation	Scope of delivery / position
KL-0039-1002	Mounting adapter for clamping nut M20	C / 2
KL-0039-1003	Mounting adapter for hydraulic cylinder	C / 1
KL-0039-1265	Thrust ring Ø 65mm	B / 6
KL-0039-1272	Thrust ring Ø 72mm	B / 6
KL-0039-1273	Thrust ring Ø 73mm	B / 6
KL-0039-1283	Thrust ring Ø 83mm	B / 6
KL-0039-1288	Thrust ring Ø 88mm	B / 6
KL-0039-1289	Thrust ring Ø 89mm	B / 6
KL-0039-1502	Thrust ring Ø 93mm	B / 6
KL-0039-1506	Centring ring, Ø 60mm	A / 7
KL-0039-1674	Pressure/support sleeve, short, Ø 74 / 66mm	B / 1
KL-0039-1682	Pressure/support sleeve, short, Ø 82 / 74mm	B / 1
KL-0039-1802	Centring sleeve, long, Ø 27.4mm	B / 1
KL-0039-1803	Centring sleeve, long, Ø 29.7mm	B / 5
KL-0039-1920-1 A	Pull spindle, M20	C / 4
KL-0039-2120-2	Quick-clamping nut, M20	A / 6
KL-0039-2192	Mounting adapter for quick-clamping nut , M20	A / 4
KL-0040-2500	Hydraulic cylinder , 17t	A / 3
KL-0040-2520	Adapter 3/8"NPT to 1/4"NPT	A / 3
KL-0040-3009	Clamping nut, M20	C / 3
KL-0041-3800 A	Wheel hub extractor (base unit)	A / 1
KL-0041-3812	Clamping nut, Ø 30mm, M20	A / 5
KL-0041-3931	Pressure screw, M14x1.5	B / 7
KL-0041-4400 C	Pair of clamping jaws, 72mm dia.	B / 10
KL-0041-4500 B	Pair of clamping jaws, 85mm dia.	B / 9
KL-0041-4600 D	Pair of clamping jaws, Ø 78mm	B / 8
KL-0041-4601	Guide bushing, Ø 29.5mm	B / 3
KL-0041-4602	Guide bushing, Ø 26.3mm	B / 2
KL-0041-4607	Housing	B / 1
KL-0041-4608 D	Cover	B / 1
KL-0214-2202	Spacer ring 30mm dia.	A / 6
KL-0215-322	Coupling half (cylinder side)	A / 3

## GEDORE-Werkzeugfabrik GmbH & Co. KG

Remscheider Straße 149  
42899 - Remscheid  
Postfach 120361  
47873 Remscheid  
GERMANY

### Vertrieb DEUTSCHLAND

☎ +49 (0) 2191 / 596-0  
☎ +49 (0) 2191 / 596-230  
✉ info@gedore.com  
🌐 www.gedore.com

### Sales INTERNATIONAL

☎ +49 (0) 2191 / 596-910  
☎ +49 (0) 2191 / 596-911  
✉ info@gedore.com  
🌐 www.gedore.com

## GEDORE TOOLS, INC.

Only for USA, Canada & Mexico  
Sólo para EE.UU., Canadá y México  
Seulement pour les USA, le Canada et le Mexique  
7187 Bryhawke Circle, Suite 700, North Charleston, SC 29418, USA

☎ +1-843 / 225 50 15  
☎ +1-843 / 225 50 20  
✉ info@gedoretools.com  
🌐 www.gedoretools.com

Worldwide GEDORE service centers and offices are listed on the Internet at: [www.gedore.com](http://www.gedore.com)

## GEDORE Automotive GmbH

Breslauer Straße 41  
78166 - Donaueschingen  
Postfach 1329  
78154 Donaueschingen  
GERMANY

### Vertrieb DEUTSCHLAND

☎ +49 (0) 771 / 8 32 23-0  
☎ +49 (0) 771 / 8 32 23-90  
✉ info.gam@gedore.com  
🌐 gedore-automotive.com



[www.gedore-automotive.com](http://www.gedore-automotive.com)