3/2-Wege-Miniaturventil

mechanisch betätigt, Reihe VME

PLUS

Artikel Nr. 153995

Typen Nr. W3501001111

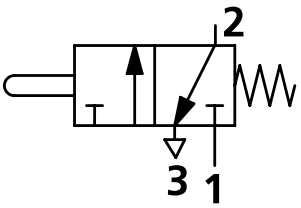

Beispielhafte Darstellung

Miniventile in 3/2-Wege-Ausführung NC oder NO.

Technische Informationen

Funktion	3/2 NC
Betätigung	monostabil
Anschluss	M5 IG seitlich
DN	2,5 mm
Durchflusswertmessung 1	Durchfluss bei 6 bar und Δp 0,5 bar
Durchfluss 1	35 Nl/min
Durchflusswertmessung 2	Durchfluss bei 6 bar und Δp 1 bar
Durchfluss 2	60 Nl/min
Medium	gefilterte Druckluft mit oder ohne Ölung. Wenn geölt, dann kontinuierlich.
Betriebsdruck	0,5 - 10 bar
Temperaturbereich	-10 bis 60 °C
Ventilkörper	Aluminium
Drucktaste	Messing vernickelt
Dichtmaterial	NBR
Feder	rostfreier Stahl
Ausführung	mechanisch betätigt
Symbol	2

RIEGLER & Co. KG
Schützenstraße 27
72574 Bad Urach
Tel. +49 7125 9497-642
technik@riegler.de

Technische Änderungen sowie Irrtümer vorbehalten.
Die Eignungsprüfung obliegt dem/der Anwender*in.
21.03.2026 Die angegebenen Daten stellen keine rechtlich zugesicherten Eigenschaften dar.

Kaufmännische Daten

Zolltarifnummer	84818079
Ursprungsland	IT
eCl@ss 5.1.4	27291801
eCl@ss 9.0	27291390
UNSPSC_Code_v190501	40141603
UNSPSC_CodeDesc_v190501	Pneumatic valves

RIEGLER & Co. KG
Schützenstraße 27
72574 Bad Urach
Tel. +49 7125 9497-642
technik@riegler.de

Technische Änderungen sowie Irrtümer vorbehalten.
Die Eignungsprüfung obliegt dem/der Anwender*in.
21.03.2026 Die angegebenen Daten stellen keine rechtlich zugesicherten Eigenschaften dar.

MINIVALVES, MECHANICALLY AND HAND OPERATED SERIES VME

- Minivalves with 3/2 NO NC poppet,
- Installation in any position
- Push-in fittings for pipe Ø 4 mm and M5
- Low actuation force
- Rapid, accurate signal
- Mechanical actuation
- The 2 places adapter allows manual actuation of 1 or 2 VME valves with manual Ø 22 panel actuators. Thus it is possible to obtain 3/2, 5/2, 5/3 open centre and 5/3 pressure centre pneumatic functions.
- On request, it is possible to place a NC-NO electric switch next to VME valve for mixed solenoid/pneumatic signals.

TECHNICAL DATA

Valve fitting port		Push-in fitting for pipe diam. 4 and M5 (axial or side)
Fluid		Filtered air without lubrication; lubrication, if used, must be continuous
Type		With poppet
Versions		Mechanical and manual
Operators:		
mechanical		With Plunger – Plunger for wall-mounting – Roller lever – Unidirectional roller lever
manual		Depending on the type of actuation panel selected
Thread forming torque of the self-tapping screws for the plunger version	Nm	0.6
Operating pressure	bar	0.5 to 10
Operating temperature range	°C	-10° to +60
Nominal diameter	mm	2.5
Conductance C	Nl/min · bar	16.5
Critical ratio b	bar/bar	0.03
Flow rate at 6 bar ΔP 0.5 bar	Nl/min	35
Flow rate at 6 bar ΔP 1 bar	Nl/min	60
Actuation force – Plunger at 6 Bar	N	8
Installation		In any position
Compatibility with oils		See **chapter Z1**

COMPONENTS

① VALVE BODY: technopolymer
② BUTTON: chemically nickel-plated brass
③ DISTANCE PLATES: brass
④ GASKETS: NBR
⑤ PUSH-IN FITTING CARTRIDGES: stainless steel, brass and plastic
⑥ SPRINGS: stainless steel
⑦ LEVER: nickel-plated steel

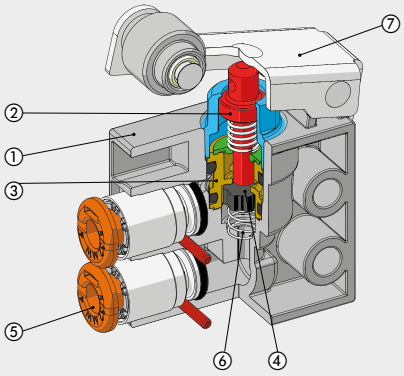

RIEGLER & Co. KG
Schützenstraße 27
72574 Bad Urach
Tel. +49 7125 9497-642
technik@riegler.de

Technische Änderungen sowie Irrtümer vorbehalten.
Die Eignungsprüfung obliegt dem/der Anwender*in.
21.03.2026 Die angegebenen Daten stellen keine rechtlich zugesicherten Eigenschaften dar.

METAL WORK PNEUMATIC

PLUNGER 3/2 NO - AXIAL FITTINGS

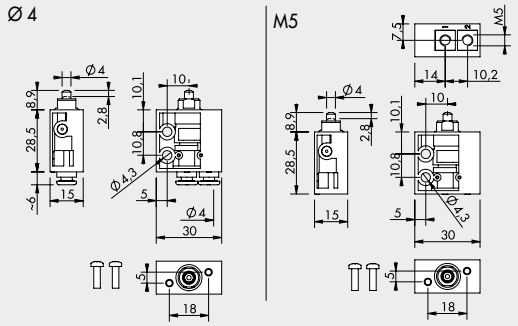

Symbol	Code	Description	Weight [g]
	W3501000101	VME1-10 NO Ø 4	22
	W3501000110	VME1-16 NO M5	24

PLUNGER 3/2 NO - SIDE FITTINGS

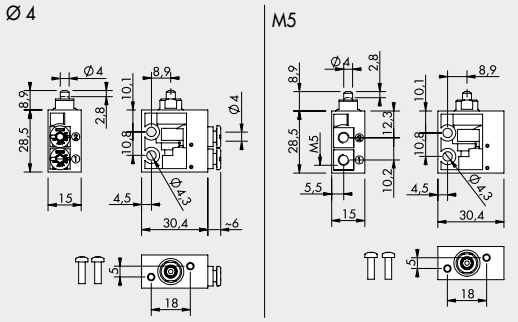

Symbol	Code	Description	Weight [g]
	W3501001100	VME2-00 NO Ø 4	22
	W3501001110	VME2-10 NO M5	24

PLUNGER 3/2 NC - AXIAL FITTINGS

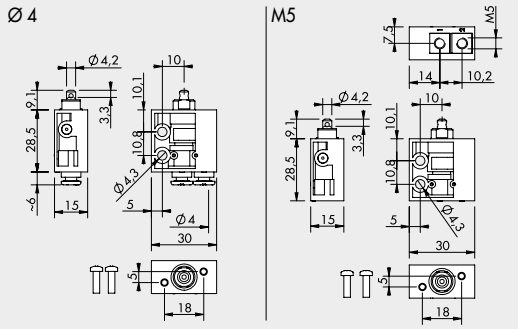

Symbol	Code	Description	Weight [g]
	W3501000100	VME1-01 NC Ø 4	22
	W3501000111	VME1-11 NC M5	24

PLUNGER 3/2 NC - SIDE FITTINGS

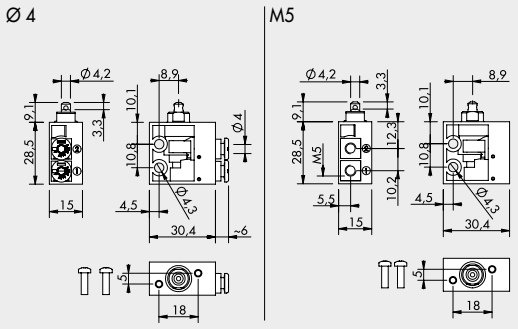

Symbol	Code	Description	Weight [g]
	W3501001101	VME2-01 NC Ø 4	22
	W3501001111	VME2-11 NC M5	24

PLUNGER FOR WALL MOUNTING, 3/2 NC - AXIAL FITTINGS

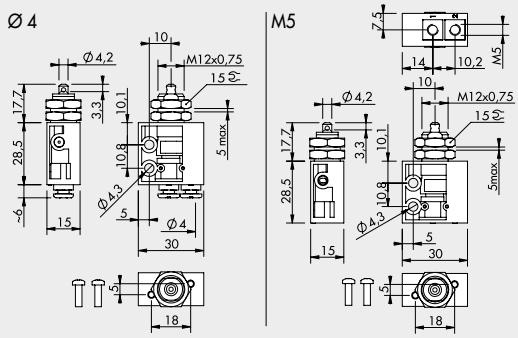

Symbol	Code	Description	Weight [g]
	W3501000400	VME1-04 NC Ø 4	36
	W3501000411	VME1-14 NC M5	38

PLUNGER FOR WALL MOUNTING, 3/2 NC - SIDE FITTINGS

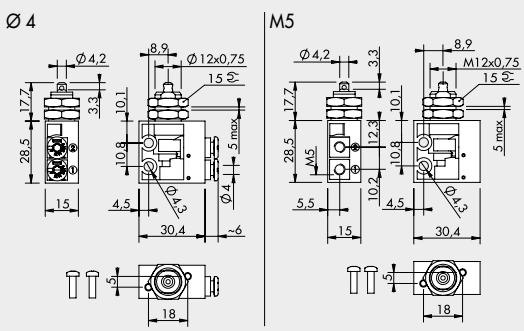

Symbol	Code	Description	Weight [g]
	W3501001401	VME2-04 NC Ø 4	36
	W3501001411	VME2-14 NC M5	38

RIEGLER & Co. KG
Schützenstraße 27
72574 Bad Urach
Tel. +49 7125 9497-642
technik@riegler.de

Technische Änderungen sowie Irrtümer vorbehalten.
Die Eignungsprüfung obliegt dem/der Anwender*in.
21.03.2026 Die angegebenen Daten stellen keine rechtlich zugesicherten Eigenschaften dar.

UNIDIRECTIONAL ROLLER LEVER, 3/2 NC - AXIAL FITTINGS

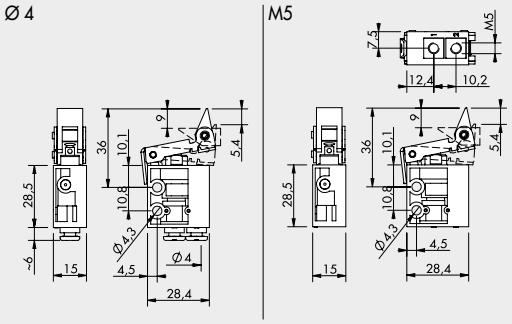

Symbol	Code	Description	Weight [g]
	W3501000300	VME1-03 NC Ø 4	38
	W3501000311	VME1-13 NC M5	40

UNIDIRECTIONAL ROLLER LEVER, 3/2 NC - SIDE FITTINGS

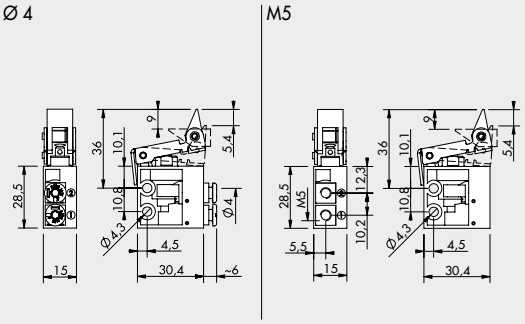

Symbol	Code	Description	Weight [g]
	W3501001301	VME2-03 NC Ø 4	38
	W3501001311	VME2-13 NC M5	40

ROLLER LEVER, 3/2 NO - AXIAL FITTINGS

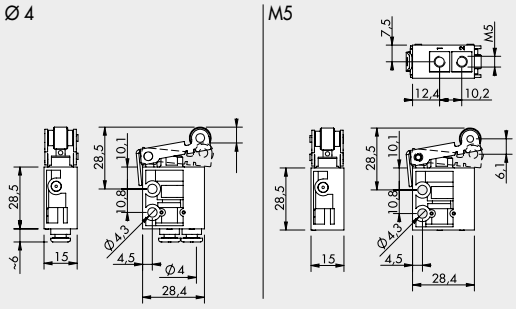

Symbol	Code	Description	Weight [g]
	W3501000201	VME1-05 NO Ø 4	36
	W3501000210	VME1-15 NO M5	38

ROLLER LEVER, 3/2 NO - SIDE FITTINGS

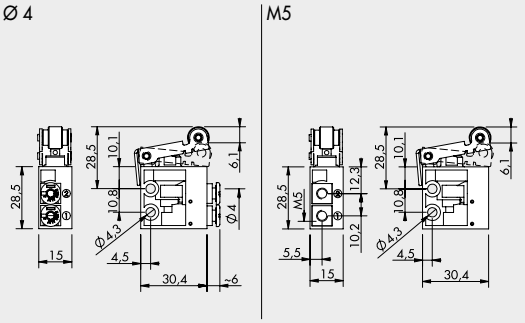

Symbol	Code	Description	Weight [g]
	W3501001200	VME2-05 NO Ø 4	36
	W3501001210	VME2-15 NO M5	38

ROLLER LEVER, 3/2 NC - AXIAL FITTINGS

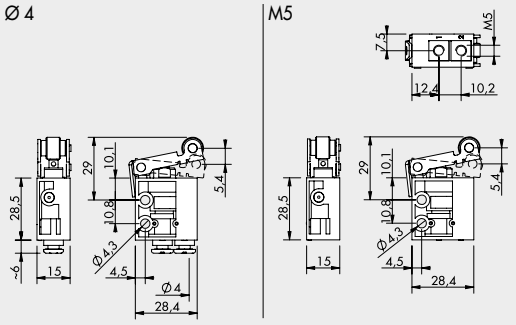

Symbol	Code	Description	Weight [g]
	W3501000200	VME1-02 NC Ø 4	36
	W3501000211	VME1-12 NC M5	38

ROLLER LEVER, 3/2 NC - SIDE FITTINGS

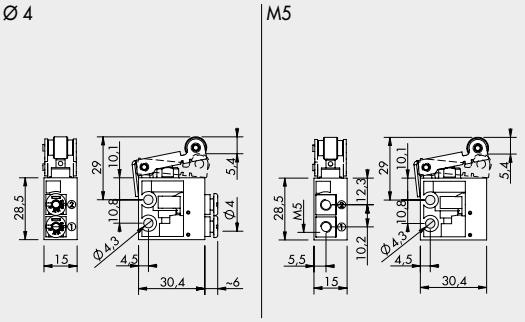

Symbol	Code	Description	Weight [g]
	W3501001201	VME2-02 NC Ø 4	36
	W3501001211	VME2-12 NC M5	38

RIEGLER & Co. KG
Schützenstraße 27
72574 Bad Urach
Tel. +49 7125 9497-642
technik@riegler.de

Technische Änderungen sowie Irrtümer vorbehalten.
Die Eignungsprüfung obliegt dem/der Anwender*in.
21.03.2026 Die angegebenen Daten stellen keine rechtlich zugesicherten Eigenschaften dar.

MANUAL VME VALVES – ASSEMBLY DIAGRAM

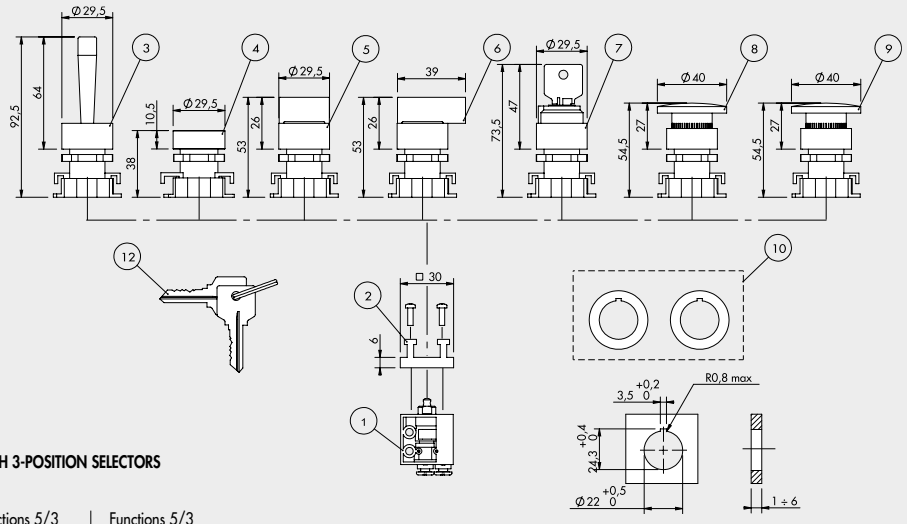

WITH 2-POSITION SELECTORS

Functions 5/2

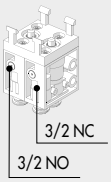

WITH 3-POSITION SELECTORS

Functions 5/3 open centers

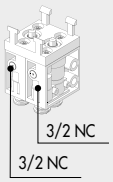

Functions 5/3 pressure centers

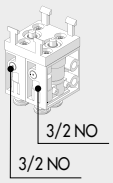

NOTES:

- For VME valve bodies in technopolymer, use the self-tapping screws supplied with the valve.
- For before modification VME valve bodies (aluminum version), use the M3 screws supplied with the selector or button kit.

ORDERING CODES

Rif.	Symbol	Code	Description	Weight [g]
①		W3501000100	3/2 NC Axial fittings Ø 4	22
		W3501000111	3/2 NC Axial fittings M5	24
		W3501001101	3/2 NC Side fittings Ø 4	22
		W3501001111	3/2 NC Side fittings M5	24
①		W3501000101	3/2 NO Axial fittings Ø 4	22
		W3501000110	3/2 NO Axial fittings M5	24
		W3501001100	3/2 NO Side fittings Ø 4	22
		W3501001110	3/2 NO Side fittings M5	24
②		0351000050	2 places adaptor thickness 6.8 mm	5
③		W0351000015	Red handler with horizontally pivoted leve	25
④		W0351000011	Fat push button + 2 red/black coloured disks	15
		W0351000056	Green disk for push button ④	
⑤		W0351000030	Black selector short lever at 2 positions with return	20
		W0351000031	Black selector short lever at 2 positions	20

Rif.	Symbol	Code	Description	Weight [g]
⑤		W0351000032	Black selector short lever at 3 positions with return	20
		W0351000033	Black selector short lever at 3 positions	20
⑥		W0351000034	Black selector long lever at 2 positions with return	26
		W0351000035	Black selector long lever at 2 positions	26
⑥		W0351000036	Black selector long lever at 3 positions with return	26
		W0351000037	Black selector long lever at 3 positions	26
⑦		W0351000016	2 positions key selector with extractable key in 2 positions	50
		W0351000018	2 positions key selector with extractable key in 0	50
⑧		W0351000013	Red mushroom-head push button Ø 40	27
		W0351000017	Black mushroom-head push button Ø 40	27
⑨		W0351000014	Red mushroom-head push button with lock Ø 40	29
⑩		W0351000049	Reducer from 30 to 22.5 mm	
⑫		W0351000021	Key for ESC selectors	

RIEGLER & Co. KG
Schützenstraße 27
72574 Bad Urach
Tel. +49 7125 9497-642
technik@riegler.de

Technische Änderungen sowie Irrtümer vorbehalten.
Die Eignungsprüfung obliegt dem/der Anwender*in.
21.03.2026 Die angegebenen Daten stellen keine rechtlich zugesicherten Eigenschaften dar.

Zubehör

	Artikel Nr.	Typen Nr.
Adapter max.2 Ventile, für Montage auf Grundventil notwendig	106443	A2V
Druckknopf mit roter und schwarzer Scheibe, monostabil	106444	DK-M
Handhebel, rot, monostabil	106445	HH-M
Kurzer Drehhebel, schwarz, 2 Stellungen, monostabil	106446	KDH-2M
Kurzer Drehhebel, schwarz, 2 Stellungen, bistabil	106447	KDH-2B
Kurzer Drehhebel, schwarz, 3 Stellungen, monostabil	106448	KDH-3M
Kurzer Drehhebel, schwarz, 3 Stellungen, bistabil	106449	KDH-3B
Langer Drehhebel, schwarz, 2 Stellungen, monostabil	106450	LDH-2M
Langer Drehhebel, schwarz, 2 Stellungen, bistabil	106451	LDH-2B
Langer Drehhebel, schwarz, 3 Stellungen, monostabil	106452	LDH-3M
Langer Drehhebel, schwarz, 3 Stellungen, bistabil	106453	LDH-3B
Roter Pilztaster, monostabil	106456	RPT-M
Roter Pilztaster mit Notrastung	106457	RPT-NR
Verschließbarer 2-Stellungsschalter mit Schlüsselabzug in jeder Stellung	106454	V2SS-JS
Verschließbarer 2-Stellungsschalter mit Schlüsselabzug in Grundstellung	106455	V2SS-GS

RIEGLER & Co. KG
Schützenstraße 27
72574 Bad Urach
Tel. +49 7125 9497-642
technik@riegler.de

Technische Änderungen sowie Irrtümer vorbehalten.
Die Eignungsprüfung obliegt dem/der Anwender*in.
21.03.2026 Die angegebenen Daten stellen keine rechtlich zugesicherten Eigenschaften dar.